



NEWSLETTER

Central Arizona Model Railroad Club
February, 2021

PRESIDENT'S MESSAGE

by Bob Northington

I hope the close of January finds everyone warm and comfy during the recent winter storms. The recent dumping of snow made for some great video footage from Anne and Richie Scanapico! If you haven't seen it yet, you can check it out on the club's Facebook page.

I'd like to thank Dick Gage & Fred Williams for their efforts in the train giveaway radio contest. An O scale model train set was presented to Mrs. Lynn Penner and her three grandchildren of Yavapai Hills on Saturday January 30th. They won a month long contest sponsored by the Central Arizona Model RR club. The contest was broadcast on local radio station KYCA from Nov. 15, 2020 to Dec. 15, 2020.

We're putting the finishing touches on the flyer for this year's Beat The Heat. Watch your email!

Regarding this year's dues, the board has elected to wave dues for all existing members. Any new members this year will pay only \$15 plus costs for member badge.

We're hoping to put together an outdoor meeting/picnic for sometime in April or May, possible in the Prescott Valley park where we had the club picnic in the Fall of 2018 (you, know where it rained all day...). Stay tuned...

Back on January 3rd, the club sadly had to say goodbye to long-time member Marlin Benson. Our thoughts and prayers go out to Donna.




Marlin with Donn Pease and Peter on a caboose hop to the Grand Canyon a few years ago.

One last item, as we grow closer to the time that we can hopefully meet again, the board has decided to adhere to social distancing and will be asking for members to wear face masks when we do come together as a group. The reality of the situation is that we are a group of people who are at a vintage age and as such are more prone to be at risk to Covid-19. As we get closer to meeting once again, I am sure there will be more talk about this.

As always, stay safe and healthy. Until next time I will leave you with this:





New business:

Mike Scigliano contacted Bob regarding Ray Satton's dismantling his layout and has given Mike model paints, adhesives and other items. He is proposing that we sell the items to the members at the meetings with the proceeds going to the club.

Bob thanked Fred for his efforts so far in creating the club's new Facebook page. It's been noticed that we have a few members on our Facebook page that are not club members and may be looking to sell train related items or something.

We will monitor their activity and if anything crazy comes up then we will need to tighten up who joins our Facebook page

The train set giveaway happened on Jan 30th. Further discussions are needed on the subject with all board members in attendance.

Board member Allan Steves raised the question of creating the club's new website and abandoning the current site. Allan will partner with Board member Fred Williams on this task.

The subject of the club's stance on mask wearing was discussed. The Board of Directors voted to wear face masks to all club functions until further notice. At this point in time we need to be vigilant in protecting each other's health. This will be further discussed as the time for us to meet as a club draws near.

BOARD MINUTES

by Bob Northington

Old business:

The proposed spring Picnic/Club Meeting: would like to have it at the park in Prescott Valley. Bob will reach out to Julie Gladish for past contact information.

Beat The Heat flyer needs some tweaking. Will have it ready shortly.

BOARD OF DIRECTORS

BOB NORTHINGTON, President 310-344-9080
TOM MC COLLOCH, Vice President 928-237-4666
DOUG GILLIATT, Secretary 480-390-0320
FRED WILLIAMS, Treasurer 909-855-6052

Board Members

ALLAN STEVES 480-282-2594
RICHIE SCANAPICO 928-515-9388
DICK GAGE 802-272-1352


Website: <http://trainweb.org/camrrc/> Editor: Peter Atonna: mjatonna@gmail.com
 Facebook: www.facebook.com/groups/409718243722049/

HISTORY OF THE ACES & EIGHTS MINING DISTRICT PART III: WHERE ARE THEY WHEN YOU NEED THEM?

by Bongo Pete

Efforts on the district continues with Maureen working on the topography of Black Jack Ridge and Tortilla Flats. Without having finished modeling photos to go along with the history, I will depart from the general story and focus on the rail cars required.

As you will learn in a subsequent article, plutonium mining in support of world peace, reached the Ridge in 1942. The tortuous route to the deposits required the deployment of narrow gage cars. After HO Gage and I failed to find such cars for sale, scratch building ensued.



The first photo shows the body of the car, highlighting the materials used. I used wood 'corners' to trim the edges of the cars to hide the glued seams. I would have preferred to use plastic corners, but wood is what I had in the house.

The second photo shows the completed weathered car.



THE CLUB GIFT TRAIN

by Fred Williams

An O scale model train set was presented to Mrs. Lynn Penner and her three grandchildren Josiah Schafer , 6; Addy Schafer ,3; and Selah Schafer, 18 mos. of Yavapai Hills who won a month long contest sponsored by the Central Arizona Model RR club.

On hand to make the presentation was Dick Gage and the clubs new president, Bob Northington and treasurer, Fred Williams. Also, the second. third and fourth prizes were won by Brandon Campos of PV, Rich Horna from the Phoenix area and Anthony Piscitelli of PV. The contest was broadcast on local radio station KYCA from Nov. 15, 2020 to Dec. 15, 2020.






THERE IS A LAYOUT COMING

By Ray Strom

Some progress on the floor with the new layout to come at Ray's house.



BETTER COUPLERS FOR LARGE SCALE

by Walt Bouman

I purchased an LGB D&RG Diesel from a resident in the area. It had hook and loops for couplers. But, I wanted to replace the hook and loops with Kadee couplers.

I removed the Hook and Loops from the engine and found I had to make new body mounts for the Kadees. I used the Kadde #779 Body mounts. I then used 1/8 inch Styrene and mounted it to the Locomotive body.

I then mounted the coupler to the styrene and it was done, using the Kadee gauge.

For the front snow plow I added 1/8 inch Styrene rectangle, 1 1/2 inch by 3/4 inch, and mounted it onto the plow. The I attached the Kadee to the sheet.



GREG'S STRUCTURES

by Greg Picard

I love scratch building unusual structures and scenes from ordinary non-commercial/kit materials like these three structures. The Ice Cream stand took ten minutes and was made from a K-Cup



in Flagstaff last September and I visited the two logging locomotives that are on display. When I saw the Southwest Lumber Mills logo on the side of the 2-8-0 tender I thought it would make a great decal. I took a photo of the logo and made some changes to it in Adobe Photoshop. I reversed the colors of the image and changed the LUMBER MILLS INC lettering to COPPER MINING INC. Stan printed the decals for me in white.

I removed the old open frame motor and I replaced it with a new can motor and a flywheel. I installed a Soundtraxx Tsunami sound decoder. The model was factory painted gloss black, I hand painted all the aluminum, and I applied Stan's decals.



Here's one more structure of the Anasazi Ruins:



PETER'S NEW LAYOUT BUILD CONTINUES

by Peter Atonna

As most club members probably know, my downstairs layout is with command control and full scale trains and scenery. As I noted in the last issue, with the ex-dining room upstairs becoming available, a new, postwar themed layout is under way. Here is a progress report:



ANTHONY'S LOCO PROJECT

by Anthony Piscitelli

I found an old Tenshodo USRA 0-8-0 tucked away on a shelf up high. I wondered what to do with it. I was



STEVE CONTINUES TO BUILD

by Steve Hatch

I finished another building today. That's 5 more buildings to go on the railroad.

<https://railwayeng.com/Build/town2.jpg>

This is actually fun when I can get a whole building done in a day.



CENTRAL ARIZONA MODEL RAILROAD CLUB

Vol 2, Issue 1

PAPER SWAP MEET

Have something to sell, need something for your layout. List it here and we will send it out to the club.

It's been a couple of months since I published a Paper Swap Meet. During the holiday season I didn't think buying trains was high on our priority lists. I just sent one out but I know some of you must have some things to get rid of or you need to buy. Get me your info (with pictures if possible) and I will send out another one in a couple of weeks. Send your info to: wmsaudio@hotmail.com Be sure to include your name, email address, phone and a good description of your items.

Happy shopping,
Fred Williams
PSM Editor